

Product Code 32156

CUBIC RIGHT CORNER DOUBLE SEAT **akula**



DETAILS







DIMENSIONS


Height	25.2"/ 64cm
Width	63.4"/ 161cm
Depth	34.3"/ 87cm
Arm Height	25.2"/ 64cm
Seat Height	15.7"/ 40cm
Cushion Thickness	5.5"/ 14cm

VOLUME 0.97m3

WEIGHT 25.1kg / 55.3lbs

STOCKED FINISHES

-  White & Beach
-  White & Stone
-  White & Ash
-  Lava & Beach
-  Lava & Stone
-  Lava & Ash



PRODUCT DESCRIPTION

A modular right corner double seat showcasing a sturdy aluminium frame, elegant asymmetric design, and quick-dry foam cushions, offering versatile arrangements and unparalleled comfort.



MODULAR



QUICK DRY SYSTEM



VELCRO FIXING



CONNECTING DEVICE



CUSHION INCLUDED